

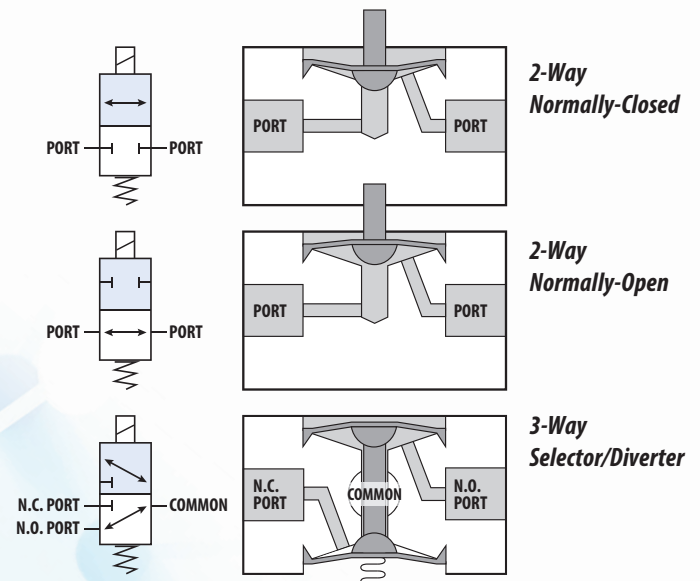
NIV SERIES PTFE VALVES



The NIV series media isolation valve is a solenoid-operated device that utilizes a flexible diaphragm to isolate the actuation mechanism from the fluid path. This unique, multifunctional valve stem results in a simplified design with fewer parts, longer life and minimal dead volume. In addition, all wetted areas of the NIV series are PTFE, making it ideal for use with corrosive media.

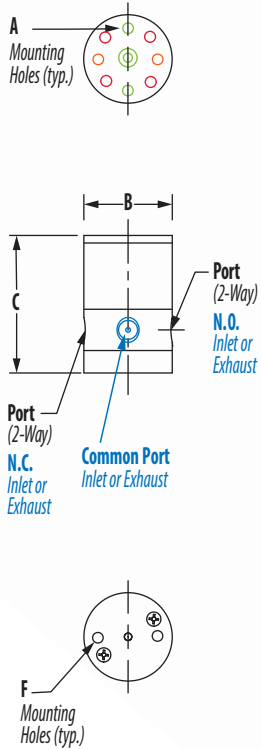
Connection	18" (45 cm) wire leads
Documentation	CE, RoHS
Flow Range	5 to 60 l/min @ 30 psig (2 bar) air
Function	2-way normally-closed or normally-open, 3-way selector/diverter
Material, Wetted	PTFE, FKM
Max. Flow	60 l/min @ 30 psig (2 bar) air
Medium	Air, water, gas, or compatible fluids
Mount	#2-56, #4-40, or manifold (0.118" thru hole)
Operating Temp. Range	-20 to 158°F (-29 to 70°C)
Operating Pressure	Vac. to 30 psig (2 bar)
Ports	#10-32, 1/4-28 UNF, or 1/8 NPS
Response Time	5 to 50 ms typical
Voltage	12 to 24 VDC (<i>additional options available</i>)
Wattage	1.0 to 7.2 watts
More Details	clippard.com/link/niv-series

- Low power consumption
- Compact, lightweight design
- Bidirectional
- Minimal dead volume
- Fully flushable
- All wetted areas PTFE
- Ideal for use with corrosive media
- High cycle life
- Fast response time
- Proudly made in the USA



Orifice 1 & 2

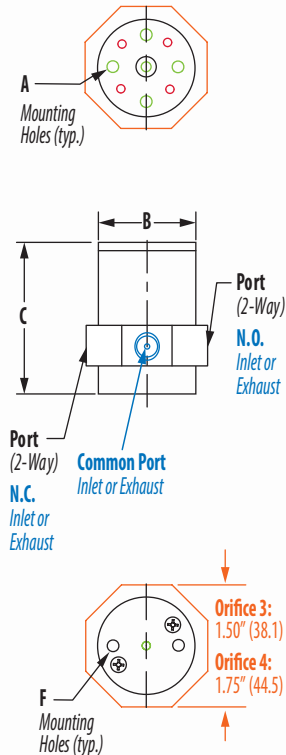
All In-Line Versions



- All versions
- 3-Way only
- Orifice 1 only
- Orifice 2: 2-Way Normally-Closed only
- Orifice 2: 2-Way Normally-Open & 3-Way

Orifice 3 & 4

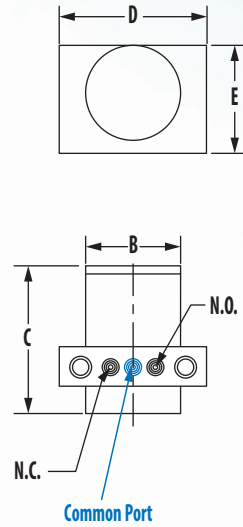
All In-Line Versions



- All versions
- 3-Way only
- Orifice 3 & 4 only
- 2-Way Normally-Closed only
- 2-Way Normally-Open & 3-Way

Orifice 1, 2, 3, & 4

All Manifold Mount Versions



- All versions
- 3-Way Only

DIMENSIONS

Orifice	A	B	C	D	E	F
1	#2-56		1.154"			#2-56
	0.094"	0.750"	to 1.162"	1.250"	0.875"	0.188"
	(2.4)	(19.1)	(29.3)	(25.4)	(22.2)	(4.8)
2	#4-40		1.487"			#4-40
	0.125"	1.000"	to 1.492"	1.250"	1.125"	0.250"
	(3.2)	(25.4)	(37.8)	(31.8)	(28.6)	(6.4)
3	#4-40		1.813"			#4-40
	0.125"	1.250"	to 1.863"	1.625"	1.375"	0.250"
	(3.2)	(31.8)	(46.1)	(41.3)	(34.9)	(6.4)
4	#4-40		2.038"			#4-40
	0.125"	1.500"	to 2.088"	1.875"	1.625"	0.250"
	(3.2)	(38.1)	(51.8)	(47.6)	(41.3)	(6.4)

Dimensions shown are in inches (millimeters listed in parentheses).

Visit clippard.com for more detailed 2D and 3D drawings.

ORDERING INFORMATION

Unit
 (blank) Imperial
 M- Metric

Orifice¹

1	0.040" (1.0 mm)	#10-32 ports, 6 l/min
2	0.062" (1.6 mm)	1/4-28 UNF ports, 16 l/min
3	0.095" (2.4 mm)	1/4-28 UNF ports, 38 l/min
4	0.156" (4.0 mm)	1/8 NPS ports, 60 l/min

¹Flow @30 psig (2 bar)

Additional Circuitry Option
 (blank) None
 L Hit & Hold²
²L option not available with orifice 1

Mount
 (blank) In-Line, Threaded
 M Manifold

Voltage
 12 12 VDC
 24 24 VDC

Function
 -2 2-Way, Normally-Closed
 O-2 2-Way, Normally-Open
 -3 3-Way Selector/Diverter

PEEK ZERO DEAD VOLUME FITTINGS

- IJ2 1/4-28 thd.-1/16" ID Hose Barb
- IJ6 1/4-28 thd.-3/16" ID Hose Barb
- IP6 1/8-27 NPS thd.-3/16" ID Hose Barb
- IT2 #10-32 thd.-1/16" ID Hose Barb

Available in packages of 5 (-PKG) or in bulk (-BLK)



For more info, scan the QR code or visit

clippard.com/link/niv-series

